

AFS CONNECT™ FARM, FLEET AND DATA MANAGEMENT



# AFS CONNECT™


FARM, FLEET AND DATA MANAGEMENT





# MANAGE YOUR FARM, FLEET AND DATA WITH AFS CONNECT.

## LOOKING FOR MORE TIME? OPTIMIZE IT.

Every hour, minute and even second you accomplish more of what you need to get done, means more time for the moments you can't afford to miss. Through integrated solutions that link your farm, fleet and data, AFS Connect™ helps you optimize your time by delivering the information you need to make better, more-informed management decisions. A centralized control center streamlines your access to critical farm, machine and agronomic data from your computer or tablet/mobile device throughout the entire crop production cycle.

 Coverage Area  
**82.2 ac**

Fuel Rate    
**7.8 gal/h**



Machine ID	Machine Type	Operator	Job	Start Time	End Time	Hours	Fuel Used	Fuel Rate	Area	Yield	Harvested
42	42	42	42	42	42	42	42	42	42	42	42
A-701	42	42	42	42	42	42	42	42	42	42	42
8-12	42	42	42	42	42	42	42	42	42	42	42
817	42	42	42	42	42	42	42	42	42	42	42
CAF1	42	42	42	42	42	42	42	42	42	42	42
A11	A11	A11	A11	A11	A11	A11	A11	A11	A11	A11	A11
817	817	817	817	817	817	817	817	817	817	817	817



## AFS CONNECT


Farm Management .....	4-5
Fleet Management .....	6-7
Data Management .....	8-9
Fully Supported Platforms for AFS Connect .....	10-11




**Ground Speed**  
**6.0 mph**



14



**Slip**  
**1.7 %**



%  
kW

**Engine Power**  
**74 %**





FARM  
MANAGEMENT

# GET MORE DONE EACH DAY.

Managing your fields and your data can be time-consuming. AFS Connect optimizes your time by easily organizing your fields, applications and agronomic data. With a wealth of information at your fingertips, you can boost your operation's performance.

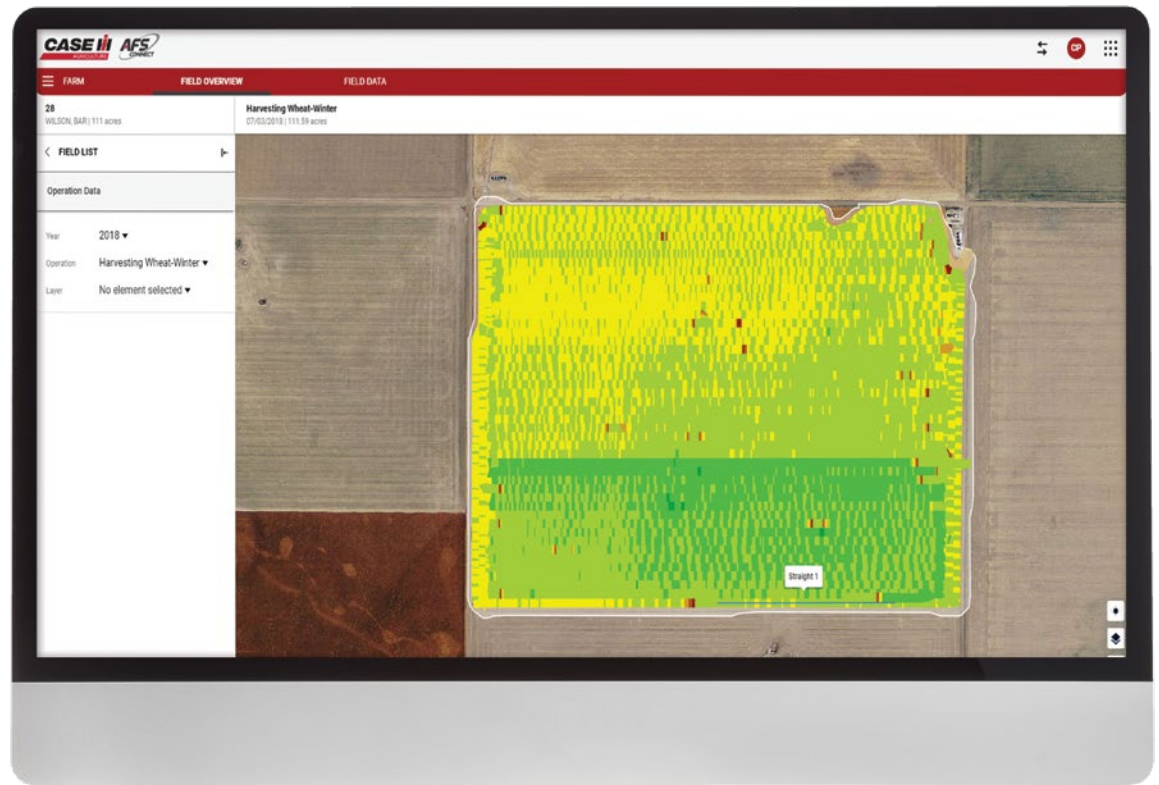
AFS Connect allows you to view every field operation, from spring tillage all the way through harvest, and brings together data from multiple machines working in one field.

## ■ Gather and visualize data for better agronomic insights.

- View every field operation, from spring tillage all the way through harvest. AFS Connect brings together data from multiple machines working in one field.
- Satellite maps help you visualize multiple layers of agronomic data. For example, if you notice a yield dip in certain spots across a field, you quickly can check a field's history, identify potential causes, and then use that background to make more informed agronomic decisions.

## ■ Push guidance lines and prescriptions to equipment remotely.

- From a single location, you can provide operators with only necessary field information they need to get up and running.
- Share field setup details, such as guidance lines, boundaries and prescription, to multiple pieces of equipment at a time.
- Satellite or street view lets you choose the view that best suits your needs.



YIELD (BU/AC)

 +85.00

 50.00

 +15.00



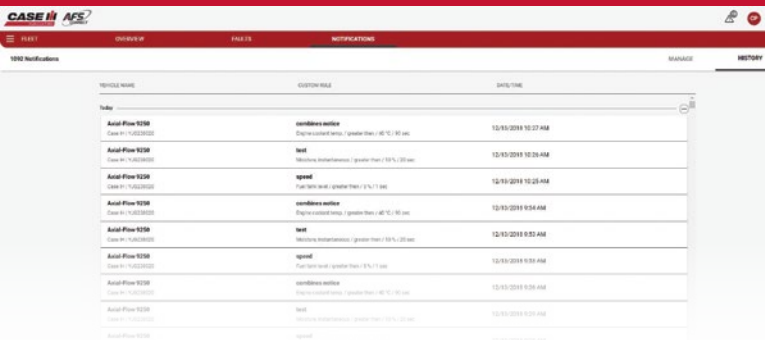
CASE IH			
Field	Area	Yield	Harvested
101	10.2	10.2	10.2
102	10.2	10.2	10.2
103	10.2	10.2	10.2
104	10.2	10.2	10.2
105	10.2	10.2	10.2
106	10.2	10.2	10.2
107	10.2	10.2	10.2
108	10.2	10.2	10.2
109	10.2	10.2	10.2
110	10.2	10.2	10.2



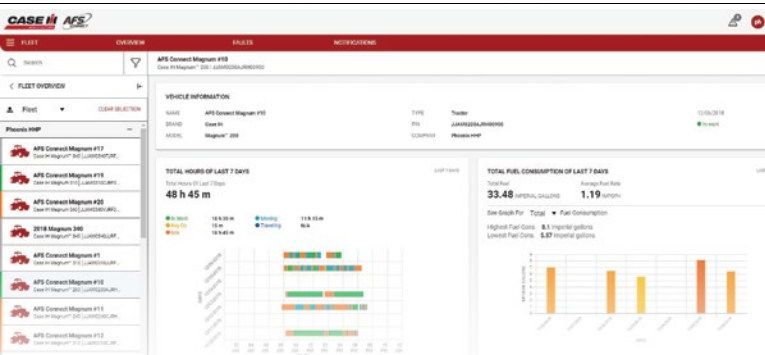
## FLEET MANAGEMENT

# TRACK, MONITOR AND MANAGE YOUR ENTIRE FLEET.

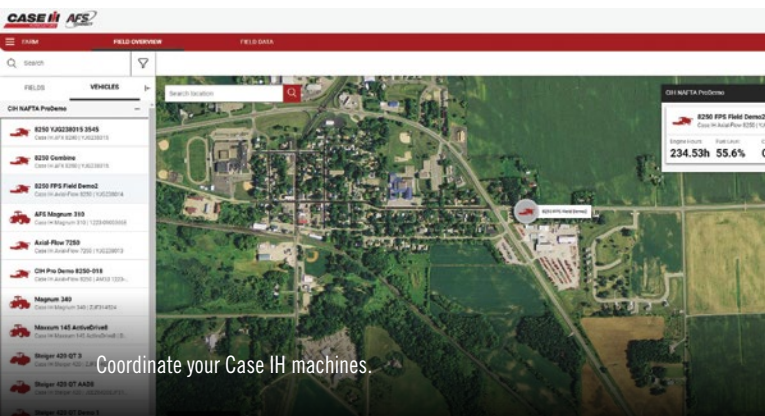
When all your equipment operates efficiently with little to no idle time, you get the peace of mind that comes with working smarter and knowing that you're doing all you can to make the most of each growing season.



Receive notifications and view critical operating parameters.



Monitor current and historical machine performance.



Coordinate your Case IH machines.

## PUTTING AFS CONNECT TO WORK ON YOUR FARM.

We worked with farmers just like you to develop our fleet management technology. Our goal: To help ensure it delivers the machine-tracking capabilities you need to make the most of your time, while enhancing equipment performance for maximum productivity.

### Receive notifications and view critical operating parameters.

- Notifications let you manage equipment without being logged on to AFS Connect
- Based on parameters specific to each piece of equipment, you can receive text notifications, such as:
  - Vehicle speeds
  - Water temperature
  - Oil pressure
  - Engine load
  - Fuel level
  - Upcoming service interval
  - Fault codes
- Allow your Case IH dealer to access your equipment information via AFS Connect

### Monitor current and historical machine performance.

- Quickly organize and access the status of all your connected vehicles
- Monitor machine status, hours, idle time, acres per hour and fuel levels
- View which machines are in the field working, idling, moving or turned off
- See a listing of your connected equipment or choose Map View to visualize their locations

### Plan and execute maintenance on connected vehicles.

- Proactively plan and manage routine service requirements to reduce downtime
- Schedule fuel or Diesel Exhaust Fluid fills to coincide with mealtimes or operator shift changes
- Keep individual machine details, such as serial number and service history at your fingertips

### Coordinate your Case IH machines.

- Quickly visualize your connected equipment to understand where your machines are located to more efficiently execute in-field operations. For example, better position grain trucks or decide when the combines will pull out of a field, so other equipment can move in.
- AFS Connect ensures all equipment is visible, elevating your decision-making capabilities



DATA  
MANAGEMENT

# CONNECT AND SHARE ANYWHERE — WITH DATA AT YOUR FINGERTIPS.

AFS Connect helps you seamlessly manage, share and move data — all while ensuring you stay in complete control. Securely share your data and relevant equipment information with preferred trusted business partners — dealers, agronomists, consultants — anywhere, anytime.



## CONNECT AND SECURELY SHARE.

Wirelessly transfer two-way data between AFS Connect and trusted third-party suppliers to make the most of agronomic data and drive daily management decisions. Upload and visualize historical data for a more complete view of your operation's performance. In the field or out, AFS Connect elevates your productivity, profitability and flexibility, letting you make better decisions through actionable data.

## PARTNER CHOICE.

Case IH gives farmers the freedom to access the industry-leading third-party service providers and consultants of their choice. We make this easier than ever before with two new efforts to make your equipment interoperable with their services.

- We have extended an open invitation to companies to provide an optional connection to their service to AFS Connect in a number of ways. Any ag software service that does not already have such a connection, can get started at our CNH Industrial Developer Portal ([www.developer.cnhindustrial.com](http://www.developer.cnhindustrial.com)).
- Case IH has also released a new plug-in tool using AgGateway's ADAPT to make it easier to provide services on your Case IH equipment. Case IH is a proud member of AgGateway, an industry-wide effort to enable the agricultural industry's digital transition. Find out more at: <http://www.aggateway.org/>.



For a complete list of current partners, visit [www.caseih.com/AFS](http://www.caseih.com/AFS)



In the field or out, AFS Connect elevates your productivity, profitability and flexibility, letting you make better decisions through actionable data.





# SEE YOUR FARM AND FLEET LIKE NEVER BEFORE

Legacy machines from 2010 to current production units are all compatible with Case IH AFS Connect that allow monitoring, file transfer and data management of your day-to-day farming operations and connected platforms. Gain the insight you need to remotely monitor and manage your operations, so you can improve your operational efficiencies — in and out of the field.



## CHOOSE YOUR LEVEL OF SUBSCRIPTION

A standard AFS Connect subscription uses a connectivity device and processing module, to provide visibility to Fleet Management. This allows you to track, monitor and plan maintenance for all equipment in your fleet from wherever you are. Your subscription level can be upgraded to AFS Connect Advanced to include Farm Management and Data Management, allowing you to organize fields to boost operational efficiency and seamlessly manage your data for both legacy and new Case IH equipment.

## GAIN ULTIMATE ACCESS

MyCaseIH.com is your all-new destination for Case IH product support, including free operators manual downloads, Advanced Farming Systems (AFS) training videos, how-to-tutorials and maintenance tips to help you through questions or situations you encounter every day. It's also your single sign-on access point to AFS Connect™, where you can take total control with remote fleet, farm and data management. Create a login, register your products, set-up user permissions and access important information anytime from your desktop, tablet, or phone. In addition, manage and upgrade your subscriptions for your machines with direct access to your selected Case IH dealer.

## FULLY SUPPORTED PLATFORMS FOR AFS CONNECT\*

MODEL	AFS CONNECT COMPATIBILITY
Puma® Series Tractors	150–240 (Tier 4B)
Magnum™ Series Tractors	180–380 (Tier 4B), 235–370 (Tier 4A)
Optum® Series Tractors	270 and 300 (Tier 4B)
Steiger® Series Tractors	370–500 Rowtrac™ (Tier 4B), 350–450 Rowtrac (Tier 4A) 370–620 wheeled (Tier 4B), 350–600 wheeled (Tier 4A) 370–620 Quadtrac® (Tier 4B), 450–600 Quadtrac (Tier 4A)
Axial-Flow® Series Combines	140, 240, 150, 250 series (Tier 4B), 230 series (Tier 4A)
Sugar Cane Harvesters	8800 (Tier 3)

\* AFS Connect can be installed in any powered vehicle, but it can only read nonproprietary messages in equipment not included in the list above.




# FARM, FLEET AND DATA MANAGEMENT



Slip 3%

Engine Power 91%



Ground Speed 6.0 mph

Engine Power 54%

Coverage Area 65.3 ac

Fuel Rate 23.6 gal/h



SAFETY NEVER HURTS!™ Always read the Operator's Manual before operating any equipment. Inspect equipment before using it, and be sure it is operating properly. Follow the product safety signs, and use any safety features provided. CNH Industrial America LLC reserves the right to make improvements in design and changes in specifications at any time without notice and without incurring any obligation to install them on units previously sold. Specifications, descriptions and illustrative material herein are as accurate as known at time of publication, but are subject to change without notice. Availability of some models and equipment builds varies according to the country in which the equipment is used.

©2019 CNH Industrial America LLC. All rights reserved. Case IH is a trademark registered in the United States and many other countries, owned by or licensed to CNH Industrial N.V., its subsidiaries or affiliates. Any trademarks referred to herein, in association with goods and/or services of companies other than CNH Industrial America LLC, are the property of those respective companies. Printed in U.S.A. [www.caseih.com](http://www.caseih.com) CIH19012802

